



Location: ACL1 - City Hall

Report on 24-hour TSP monitoring

Action Level ($\mu\text{g}/\text{m}^3$) - 163

Limit Level ($\mu\text{g}/\text{m}^3$) - 260

Date	Sampling Time	Weather Condition	Filter paper no.	Filter Weight, g		Elapse Time, hr		Sampling Time, hr	Flow Rate, m^3/min			Total Volume, m^3	TSP Level, $\mu\text{g}/\text{m}^3$
				Initial	Final	Initial	Final		Initial, Q_{si}	Final, Q_{sf}	Average		
4-Aug-14	14:25	Rainy	009414	2.8634	2.9408	3093.17	3117.17	24.00	1.27	1.28	1.28	1836	42
8-Aug-14	8:00	Fine	009562	2.8047	2.8748	3117.17	3141.17	24.00	1.27	1.28	1.27	1836	38
14-Aug-14	8:00	Rainy	009843	2.7607	2.8351	3144.17	3168.17	24.00	1.28	1.28	1.28	1844	40
20-Aug-14	8:00	Rainy	009839	2.7897	2.8328	3171.18	3195.18	24.00	1.15	1.28	1.22	1754	25
26-Aug-14	8:00	Fine	008541	2.8592	2.9285	3198.18	3222.18	24.00	1.32	1.32	1.32	1898	37

* Due to interruption of electricity supply, the 24hr TSP was rescheduled from 2 August 2014 to 4 August 2014

Report on 1-hour TSP monitoring

Action Level ($\mu\text{g}/\text{m}^3$) - 460

Limit Level ($\mu\text{g}/\text{m}^3$) - 500

Date	Sampling Time	Weather Condition	Filter paper no.	Filter Weight, g		Elapse Time, hr		Sampling Time, hr	Flow Rate, m^3/min			Total Volume, m^3	TSP Level, $\mu\text{g}/\text{m}^3$
				Initial	Final	Initial	Final		Initial, Q_{si}	Final, Q_{sf}	Average		
4-Aug-14	9:10	Rainy	009401	2.8547	2.8611	3090.17	3091.17	1.00	1.27	1.27	1.27	76	84
4-Aug-14	10:13	Rainy	009402	2.8490	2.8535	3091.17	3092.17	1.00	1.27	1.27	1.27	76	59
4-Aug-14	13:00	Rainy	009403	2.8477	2.8538	3092.17	3093.17	1.00	1.27	1.27	1.27	76	80
9-Aug-14	8:42	Fine	009844	2.7859	2.7892	3141.17	3142.17	1.00	1.28	1.28	1.28	77	43
9-Aug-14	9:47	Fine	009845	2.7791	2.7842	3142.17	3143.17	1.00	1.28	1.28	1.28	77	67
9-Aug-14	10:52	Fine	009846	2.7814	2.7848	3143.17	3144.17	1.00	1.28	1.28	1.28	77	44
15-Aug-14	8:46	Fine	009485	2.8515	2.8549	3168.17	3169.17	1.00	1.28	1.28	1.28	77	44
15-Aug-14	9:50	Fine	009336	2.8620	2.8660	3169.17	3170.17	1.00	1.28	1.28	1.28	77	52
15-Aug-14	10:54	Fine	009337	2.8634	2.8684	3170.17	3171.17	1.00	1.28	1.28	1.28	77	65
21-Aug-14	8:44	Rainy	009214	2.8534	2.8563	3195.18	3196.18	1.00	1.28	1.28	1.28	77	38
21-Aug-14	9:49	Rainy	009215	2.8531	2.8571	3196.18	3197.18	1.00	1.28	1.28	1.28	77	52
21-Aug-14	10:54	Rainy	009216	2.8431	2.8464	3197.18	3198.18	1.00	1.28	1.28	1.28	77	43
27-Aug-14	8:40	Cloudy	009827	2.7831	2.7910	3222.18	3223.18	1.00	1.32	1.32	1.32	79	100
27-Aug-14	10:20	Cloudy	009826	2.7811	2.7883	3223.18	3224.18	1.00	1.32	1.32	1.32	79	91
27-Aug-14	13:00	Cloudy	009825	2.7757	2.7815	3224.18	3225.18	1.00	1.32	1.32	1.32	79	73



Location: ACL2a - Contractor HK/2012/08 Site office

Report on 24-hour TSP monitoring

Action Level ($\mu\text{g}/\text{m}^3$) - 187.3

Limit Level ($\mu\text{g}/\text{m}^3$) - 260

Date	Sampling Time	Weather Condition	Filter paper no.	Filter Weight, g		Elapse Time, hr		Sampling Time, hr	Flow Rate, m^3/min			Total Volume, m^3	TSP Level, $\mu\text{g}/\text{m}^3$
				Initial	Final	Initial	Final		Initial, Q_{si}	Final, Q_{sf}	Average		
2-Aug-14	8:00	Rainy	009357	2.8488	2.9486	2222.85	2246.85	24.00	1.05	1.05	1.05	1514	66
8-Aug-14	8:00	Fine	009344	2.8517	2.9169	2249.85	2273.85	24.00	1.12	1.12	1.12	1612	40
14-Aug-14	8:00	Rainy	009543	2.8150	2.8947	2276.85	2300.85	24.00	1.10	1.10	1.10	1586	50
20-Aug-14	8:00	Rainy	009535	2.8250	2.9178	2303.86	2327.86	24.00	1.06	1.06	1.06	1527	61
26-Aug-14	8:00	Fine	009699	2.8602	3.0500	2330.86	2354.86	24.00	1.14	1.14	1.14	1642	116

Report on 1-hour TSP monitoring

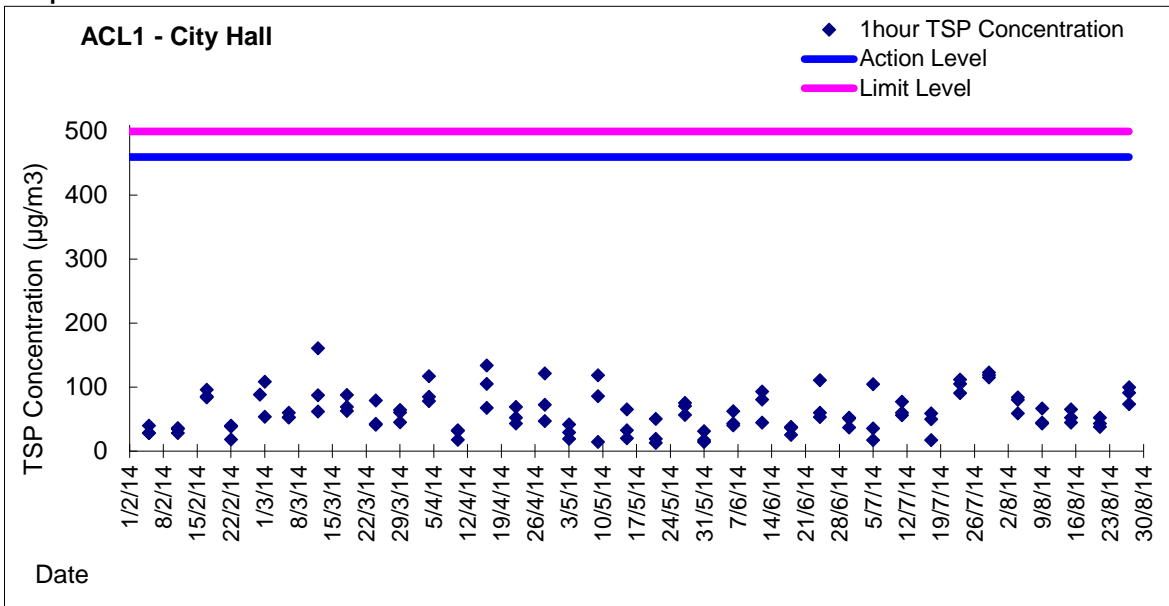
Action Level ($\mu\text{g}/\text{m}^3$) - 300.1

Limit Level ($\mu\text{g}/\text{m}^3$) - 500

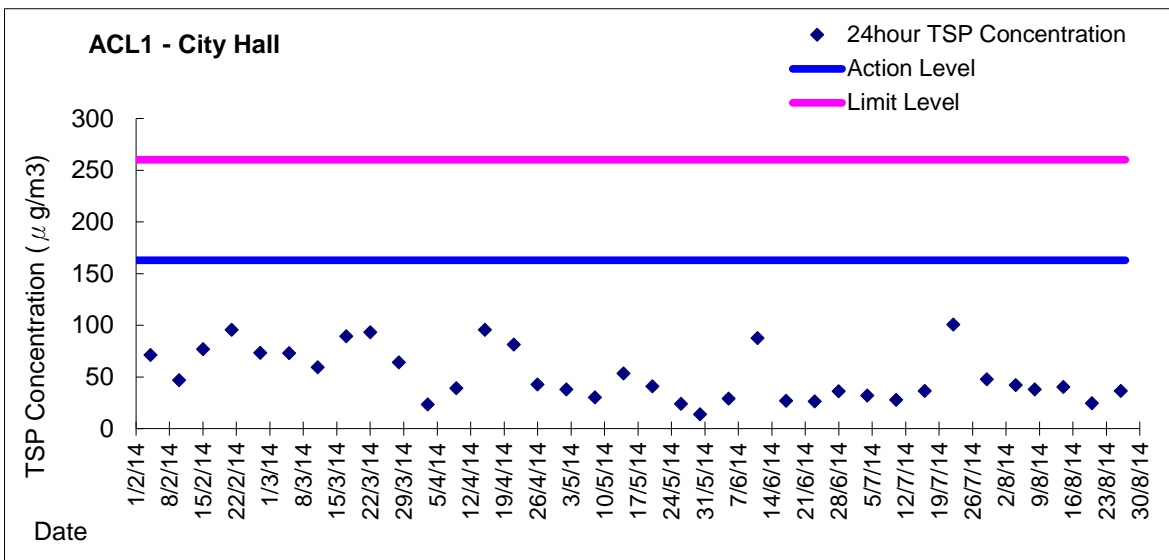
Date	Sampling Time	Weather Condition	Filter paper no.	Filter Weight, g		Elapse Time, hr		Sampling Time, hr	Flow Rate, m^3/min			Total Volume, m^3	TSP Level, $\mu\text{g}/\text{m}^3$
				Initial	Final	Initial	Final		Initial, Q_{si}	Final, Q_{sf}	Average		
4-Aug-14	13:00	Rainy	009421	2.8694	2.8750	2246.85	2247.85	1.00	1.05	1.05	1.05	63	89
4-Aug-14	14:34	Rainy	009445	2.8610	2.8658	2247.85	2248.85	1.00	1.05	1.05	1.05	63	76
4-Aug-14	15:40	Rainy	009259	2.8347	2.8408	2248.85	2249.85	1.00	1.05	1.05	1.05	63	97
9-Aug-14	8:52	Fine	009564	2.8153	2.8179	2273.85	2274.85	1.00	1.12	1.12	1.12	67	39
9-Aug-14	10:02	Fine	009555	2.8117	2.8145	2274.85	2275.85	1.00	1.01	1.10	1.05	63	44
9-Aug-14	13:00	Fine	009558	2.8172	2.8209	2275.85	2276.85	1.00	1.10	1.10	1.10	66	56
15-Aug-14	9:37	Fine	009546	2.8150	2.8181	2300.85	2301.85	1.00	1.10	1.10	1.10	66	47
15-Aug-14	13:00	Fine	009549	2.8235	2.8287	2301.85	2302.85	1.00	1.10	1.10	1.10	66	79
15-Aug-14	14:20	Fine	009552	2.8238	2.8289	2302.85	2303.85	1.00	1.10	1.10	1.10	66	77
21-Aug-14	8:10	Rainy	009691	2.8610	2.8690	2327.86	2328.86	1.00	1.10	1.10	1.10	66	121
21-Aug-14	9:17	Rainy	009693	2.8509	2.8599	2328.86	2329.86	1.00	1.10	1.10	1.10	66	136
21-Aug-14	10:28	Rainy	009696	2.8590	2.8663	2329.86	2330.86	1.00	1.10	1.10	1.10	66	110
27-Aug-14	9:20	Cloudy	009538	2.8202	2.8256	2354.88	2355.88	1.00	1.14	1.14	1.14	68	79
27-Aug-14	10:55	Cloudy	009591	2.8272	2.8371	2355.88	2356.88	1.00	1.10	1.10	1.10	66	150
27-Aug-14	13:00	Cloudy	009505	2.8420	2.8554	2356.88	2357.88	1.00	1.10	1.10	1.10	66	203



Graphic Presentation of 1 hour TSP Result

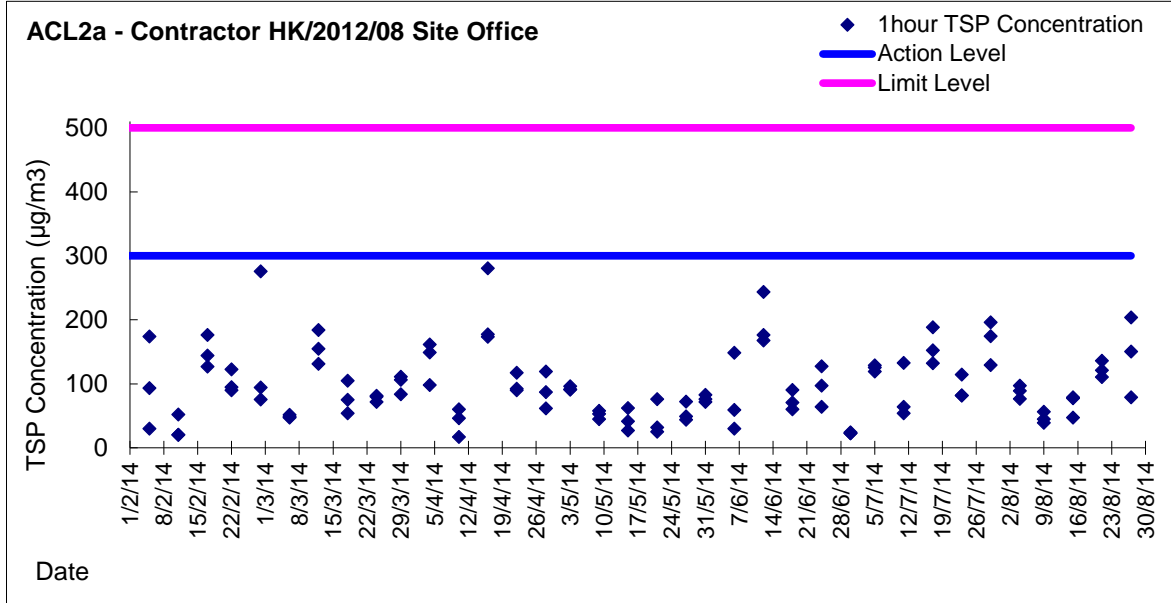


Graphic Presentation of 24 hour TSP Result





Graphic Presentation of 1 hour TSP Result



Graphic Presentation of 24 hour TSP Result

